



lumini Solucoes em Iluminacao LTDA
www.lumini.com.br
Email:laboratorio@lumini.com.br
Tel:+55 11 3437-5555 Fax:+55 11 3437-5555
Address:Rua Ferreira Viana, 716 - Socorro - São Paulo/SP

lumini

LumCAT:

Luminaire: concentra flex 17 c serie 3 fm

LampCAT: modulo led 12W 30K irc 90

Ballast type: led driver 700mA

Report No:

Voltage(V): 220.0000

Test No:

Current(A): 0.0640

Number of Lamps: 1

Power (W): 13.9900

Lamp flux(lm): 1290.0

PF: 0.9700

Length(mm): 145

Width(mm): 20

Phm Type: C

Height(mm): 0

Photometric Results

Lumens(lm): 950.81, Efficiency(%): 73.71% , Luminous Efficacy(lm/W): 67.96

Central intensity(cd): 3946.013, Maximum intensity(cd): 3946.013

Angle of maximum intensity: C=0.0 γ =0.0

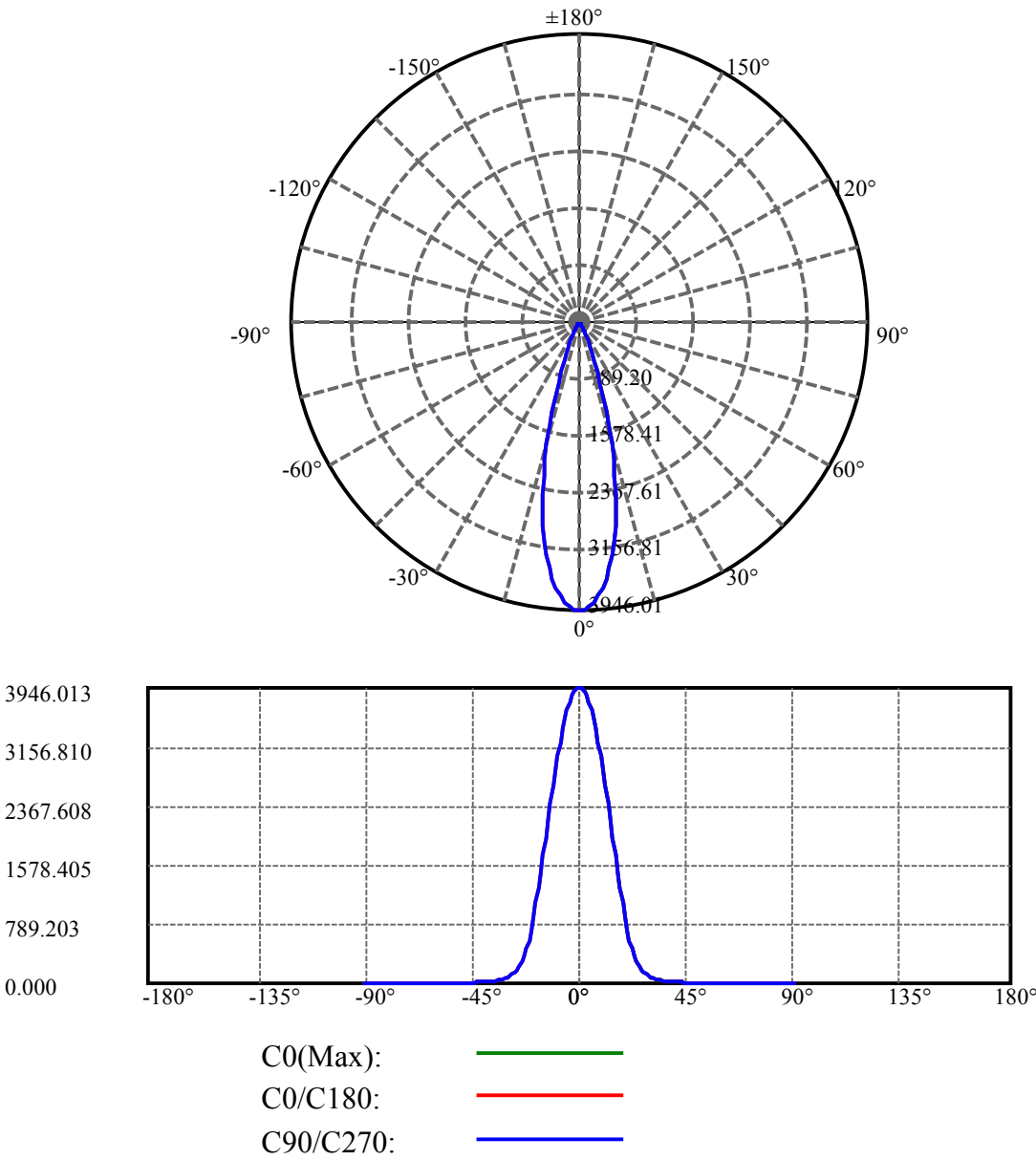
Beam angle of C0 plane : 27.69

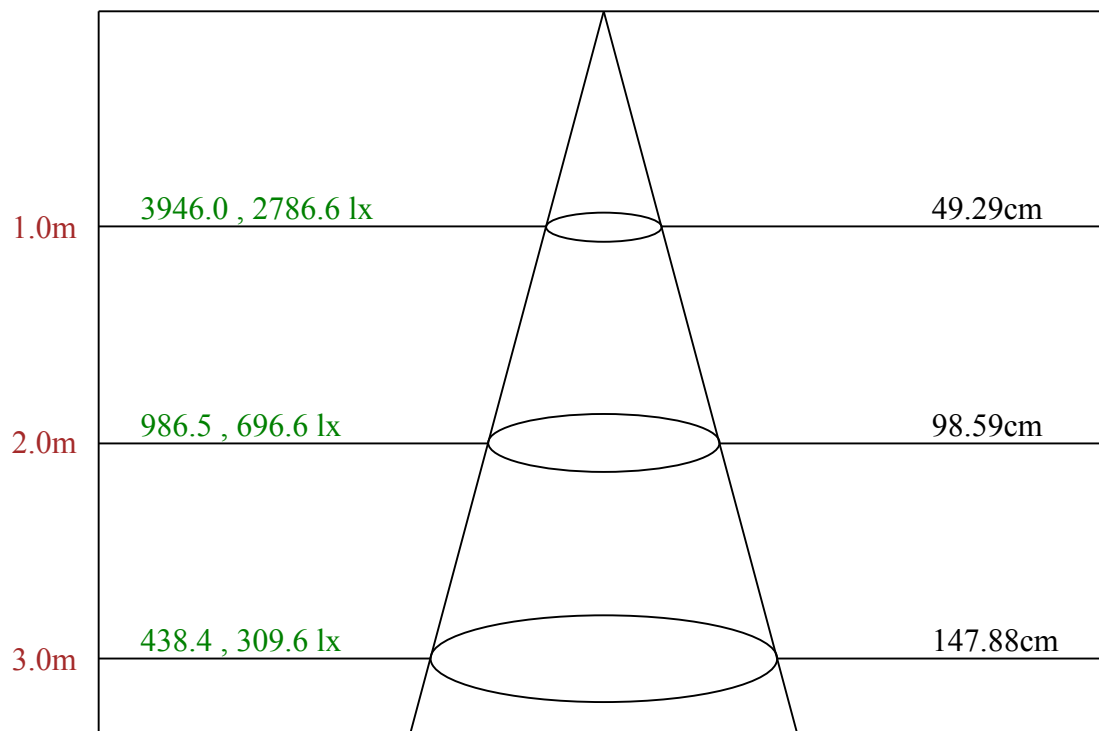
Aveage BeamAngle(IEC 61341):27.69

Equipment: equipamento lumini
Temperature(°C): 25.5

Date: 8/5/2024
Humidity(%): 55.0%

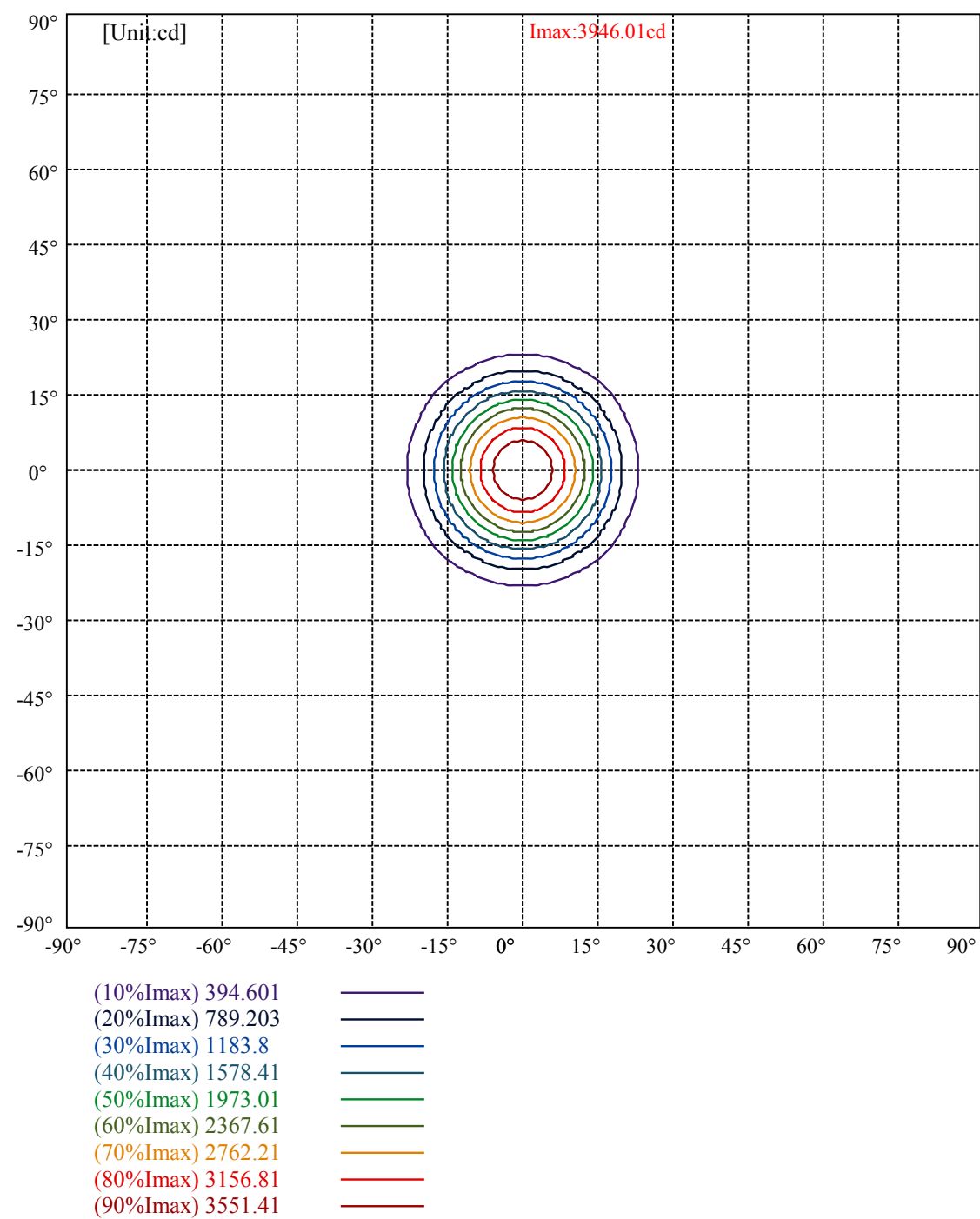
Operator: 01
Distance(m): 6.90





Max , Ave

Beam angle of C0 plane 27.69



lumini

Luminance Limiting Curve(no luminous side)

Appendix Page: 5 Total:6

Luminance Table

γ	45	50	55	60	65	70	75	80	85
C0	4969	3365	2369	2282	2506	2964	3838	5720	11537
C45	4969	3365	2369	2282	2506	2964	3838	5720	11537
C90	4969	3365	2369	2282	2506	2964	3838	5720	11537

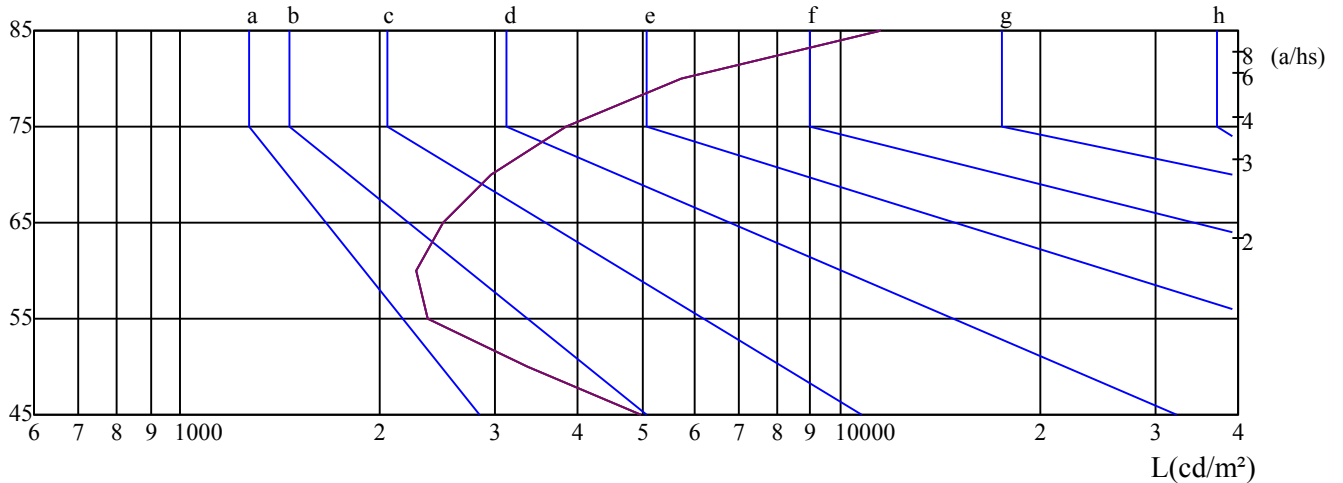
L(Hor)(65)	L(Ver)(65)	L45(65)	L(Hor)(75)	L(Ver)(75)	L45(75)	L(Hor)(85)	L(Ver)(85)	L45(85)
2506	2506	2506	3838	3838	3838	11537	11537	11537

Glare Table

Glare	Quality	Service Values Illuminance(lx)							
1.15	A	2000	1000	500	≤ 300				
1.5	B		2000	1000	500	≤ 300			
1.85	C			2000	1000	500	≤ 300		
2.2	D				2000	1000	500	≤ 300	
2.55	E					2000	1000	500	≤ 300
		a	b	c	d	e	f	g	h

Luminance Limiting Curve

$\gamma(^{\circ})$



Equipment: equipamento lumini
Temperature($^{\circ}\text{C}$): 25.5

Date: 8/5/2024
Humidity(%): 55.0%

Operator: 01
Distance(m): 6.90

Illumination assessment according UGR											
Rf of Ceiling		70	70	50	50	30	70	70	50	50	30
Rf of Wall		50	30	50	30	30	50	30	50	30	30
Rf of Floor		20	20	20	20	20	20	20	20	20	20
Room dimensions		Viewed crosswise					Viewed endwise				
X	Y										
2H	2H	7.60	8.51	7.96	8.82	9.14	7.91	8.82	8.27	9.13	9.44
	3H	8.43	9.24	8.82	9.58	9.92	8.61	9.42	8.99	9.75	10.10
	4H	9.21	9.96	9.61	10.31	10.68	9.27	10.02	9.67	10.38	10.74
	6H	10.44	11.12	10.86	11.50	11.90	10.37	11.05	10.78	11.43	11.83
	8H	11.25	11.90	11.67	12.28	12.69	11.10	11.75	11.52	12.14	12.55
	12H	12.25	12.87	12.68	13.27	13.68	12.04	12.66	12.47	13.06	13.48
4H	2H	7.63	8.37	8.03	8.73	9.10	7.90	8.65	8.30	9.01	9.38
	3H	8.78	9.41	9.21	9.81	10.22	8.91	9.54	9.34	9.94	10.35
	4H	9.90	10.44	10.34	10.86	11.31	9.91	10.45	10.35	10.87	11.32
	6H	11.43	11.90	11.90	12.36	12.81	11.31	11.79	11.78	12.24	12.69
	8H	12.44	12.89	12.93	13.35	13.82	12.26	12.70	12.75	13.16	13.64
	12H	13.67	14.08	14.16	14.53	15.05	13.43	13.84	13.92	14.29	14.82
8H	4H	10.30	10.75	10.79	11.21	11.68	10.31	10.75	10.80	11.21	11.69
	6H	12.16	12.53	12.67	13.01	13.52	12.05	12.41	12.56	12.89	13.41
	8H	13.45	13.75	13.99	14.28	14.77	13.28	13.58	13.81	14.10	14.60
	12H	14.94	15.17	15.49	15.68	16.21	14.72	14.94	15.26	15.46	15.99
12H	4H	10.44	10.85	10.93	11.30	11.82	10.45	10.86	10.94	11.31	11.84
	6H	12.47	12.77	13.01	13.29	13.79	12.37	12.67	12.91	13.19	13.69
	8H	13.84	14.07	14.39	14.59	15.11	13.68	13.91	14.23	14.43	14.95
Variation with the observer position at spacings:											
S = 1.0H		2.5/-1.7					2.5/-1.7				
S = 1.5H		3.0/-1.6					3.0/-1.6				
S = 2.0H		3.3/-1.4					3.3/-1.4				
Standard tables:		BKBF					BKBF				
Uncorrected UGR		-3.2					-3.2				

依据CIE Publ. 117 计算 UGR, S/H = 0.25